




OT-M Type 7.0 x 5.0 mm SMD CMOS Crystal Oscillator

FEATURE

- Industry Standard 7.0 x 5.0 hermetically sealed ceramic package
- Very low phase jitter: <1 pS(0.6 pS, typ.) RMS
- Any frequency between 10 MHz and 250 MHz.
- Tri-state enable/disable
- Fast delivery

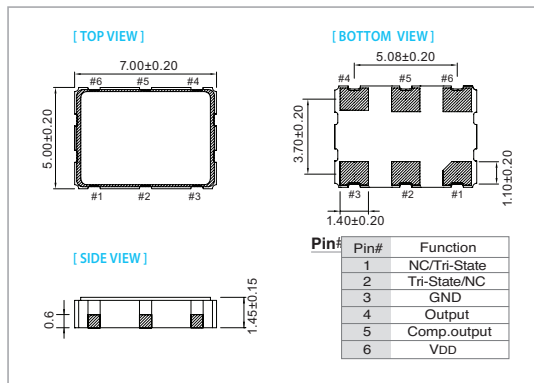
TYPICAL APPLICATION

- High-Speed Gbit Ethernet, Fiber Channel, Storage Area Network, SONET
- Enterprise Server, SAS/SATA
- Microprocessors / DSP / FPGA
- Broadband Access
- Smart Grid

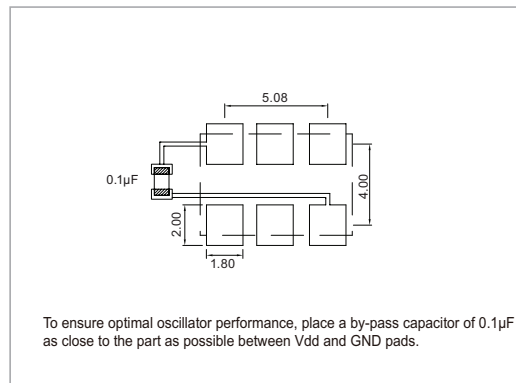


RoHS Compliant

DIMENSION (mm)



SOLDER PAD LAYOUT (mm)



ELECTRICAL SPECIFICATION

Parameter	CMOS				unit
	3.3 V		2.5 V		
	Min.	Max.	Min.	Max.	
Supply Voltage Variation (VDD)	V _{DD} -5%	V _{DD} +5%	V _{DD} -5%	V _{DD} +5%	V
Frequency Range	10	250	10	250	MHz
Standard Frequency	106.25, 125, 133.33, 150, 155.52, 156.25, 187.5, 212.5				
Supply Current 10 MHz ≤ Fo ≤ 250 MHz	-	30	-	30	mA
Output Level Output High (Logic "1") Output Low (Logic "0")	2.97	-	2.25	-	V
	-	0.33	-	0.25	
Transition Time: Rise/Fall Time+	-	1.5	-	1.5	nSec
Start Time	-	10	-	10	mSec
Tri-State(Input to Pin 2 or Pin 1) Enable (High voltage or floating) Disable (Low voltage or GND)	2.31 -	- 0.99	1.75 -	- 0.75	V
RMS Phase Jitter (Integrated 12 kHz ~ 20 MHz) (At Integer Mode)	-	1.0	-	1.0	
Phase Noise@125 MHz 100 Hz 1 kHz 10 kHz	-	-75	-	-75	dBc/Hz
	-	-105	-	-105	
	-	-120	-	-120	
Aging (@ 25°C 1st year)	-	±3	-	±3	ppm
Storage Temp. Range	-55	125	-55	125	°C

FREQ. STABILITY vs. TEMP. RANGE

Temp. (°C)	ppm	
	±25	±50
-10 ~ +60	○	○
-20 ~ +70	○	○
-40 ~ +85	△	○
-40 ~ +105	×	△

* ○: Available △: Conditional X: Not available

* Inclusive of calibration @ 25 °C, operating temperature range, input voltage variation, load variation, aging (1st year), shock, and vibration

Note: not all combination of options are available. Other specifications may be available upon request.